

**Александр Рытов**

Белорусский государственный университет

# **Опыт обучения белорусских выпускников за рубежом: результаты опроса FOSTERC**

## Опыт обучения / стажировки за рубежом

- ✓ Масштаб
- ✓ Структура (география)
- ✓ Типология (цели, формы, финансирование)
- ✓ Результаты

## Study-related experience abroad

- ✓ Size
- ✓ Structure (geography)
- ✓ Typology (purposes, organizational forms, funding)
- ✓ Results

**Вопросы анкеты A8.1a-A8.3.d, A9.1a-A9.3.d, A10**

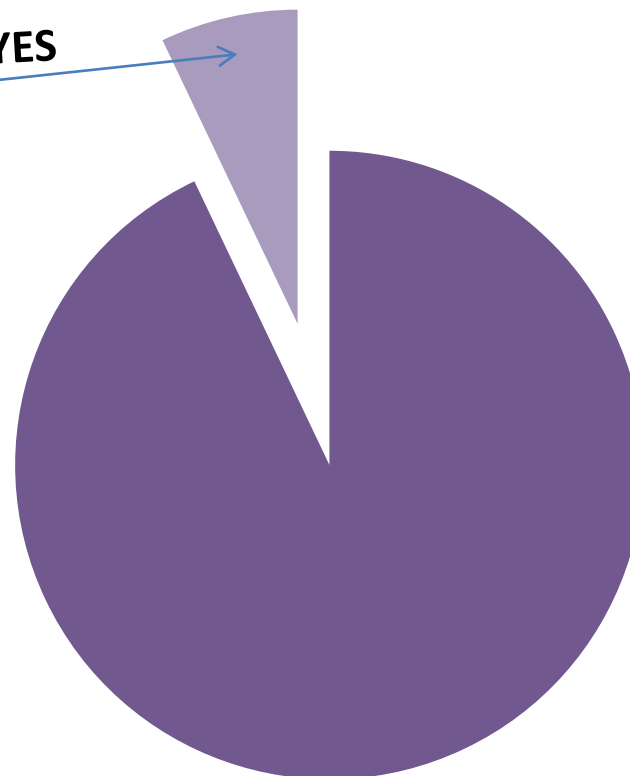
Опыт обучения /  
стажировки за  
рубежом

## Масштаб / Size

Study-related  
experience  
abroad

A8 Did you spend any time abroad during  
higher education?

7% YES



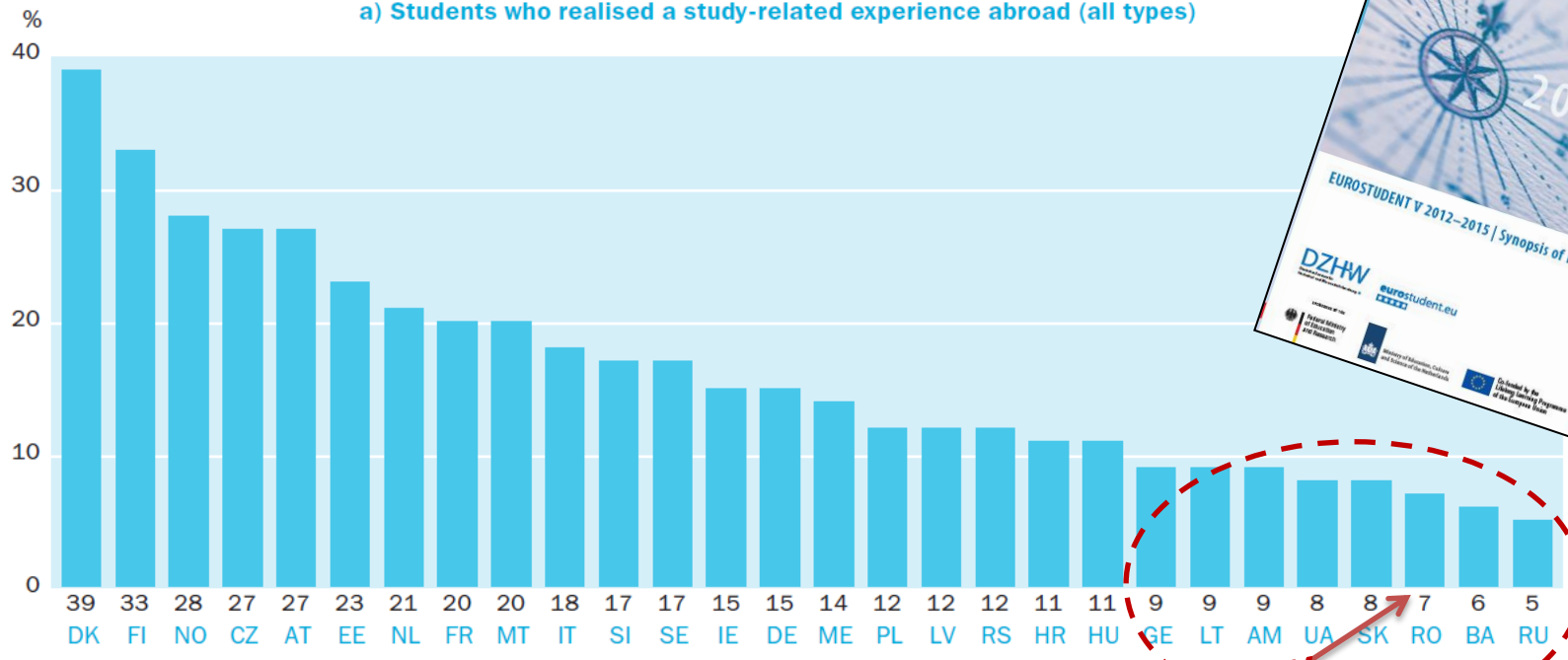
[http://www.eurostudent.eu/download\\_files/documents/EVSynopsisofIndicators.pdf](http://www.eurostudent.eu/download_files/documents/EVSynopsisofIndicators.pdf)

Figure 10.1

### International student mobility rates by type of stay abroad

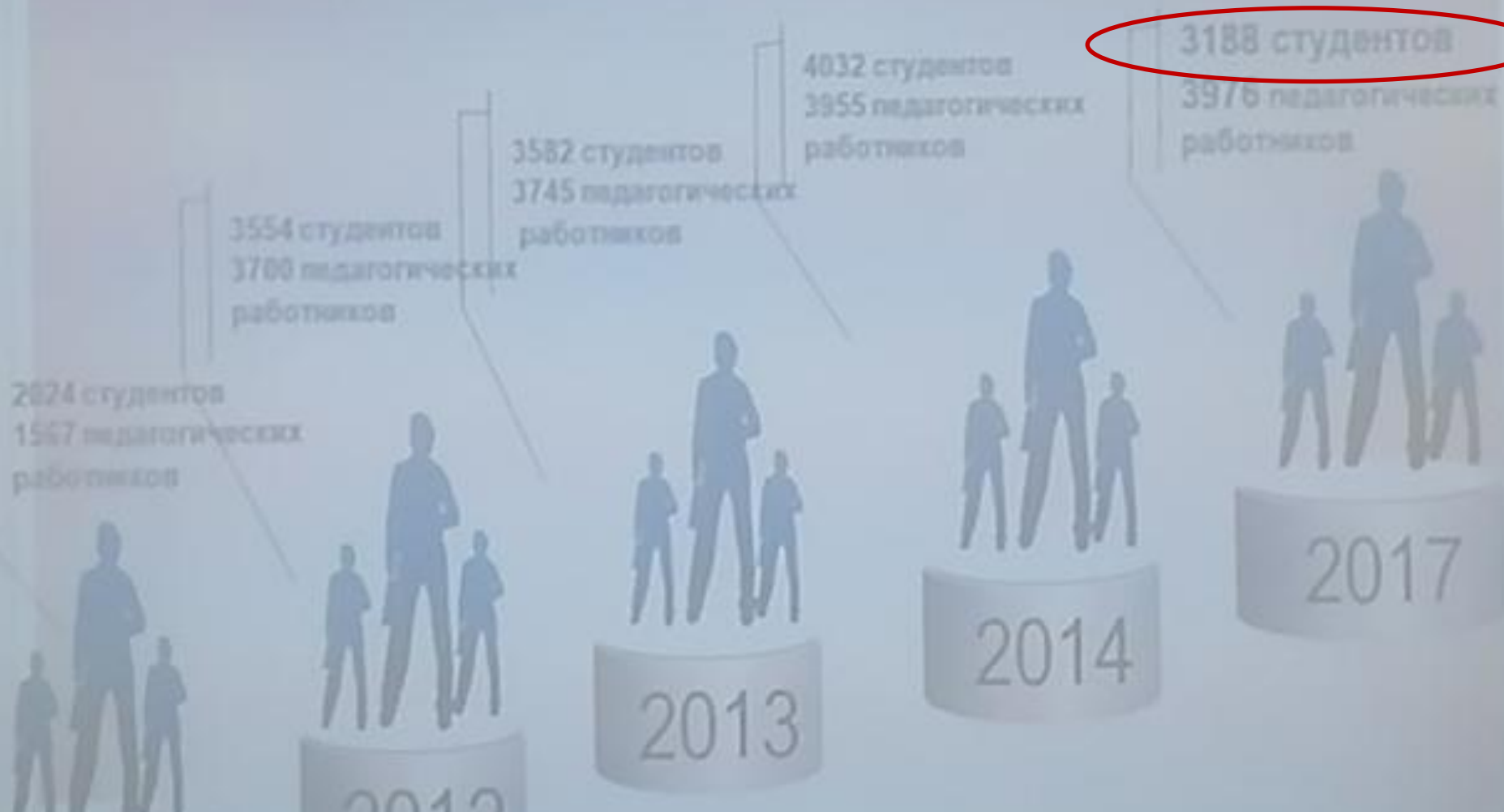
Share of students (in %)

a) Students who realised a study-related experience abroad (all types)



BY


## Академическая мобильность



Опыт обучения /  
стажировки за  
рубежом

**statistics** VS **sociology**

Study-related  
experience  
abroad

 **1%**

**7%**

**Масштаб / Size**

Опыт обучения /  
стажировки за  
рубежом

## Масштаб / Size

Study-related  
experience  
abroad

27,89%	Natural and mathematical sciences
22,47%	Economics and Business Administration
11,75%	Humanities
10,01%	Law
7,36%	Technical Sciences, Architecture
5,81%	Computer technologies
4,65%	Social sciences
4,07%	Art, design, music
3,74%	Pedagogical Sciences
2,26%	Medical Sciences

## Масштаб / Size

Опыт обучения /  
стажировки за  
рубежом

Study-related  
experience  
abroad

35,70%	Belarusian State University
22,53%	Yanka Kupala State University of Grodno
18,53%	Belarus State Economic University
11,62%	Grodno State Agrarian University
4,26%	Polotsk State University
3,29%	Brest State University
2,52%	Gomel State University
1,55%	Belarusian State Pedagogical University

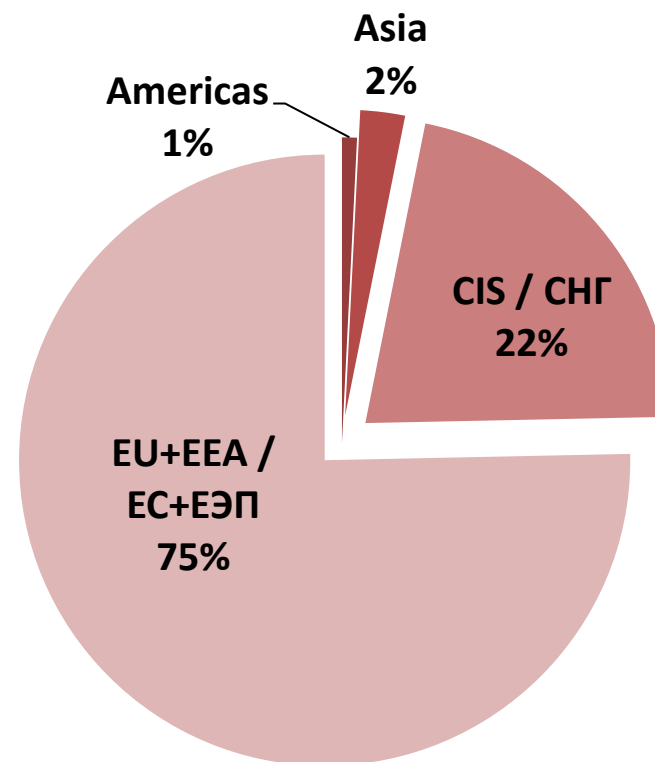


Опыт обучения /  
стажировки за  
рубежом

## Структура (география) Structure (Geography)

Study-related  
experience  
abroad

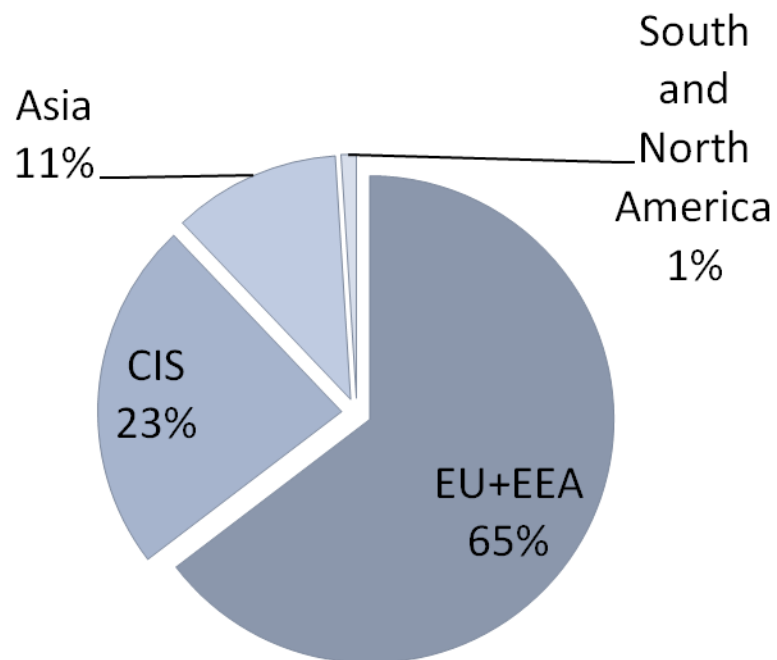
Poland	26,42%
Germany	16,06%
Russia	14,51%
Lithuania	6,22%
Sweden	4,40%
United Kingdom	3,89%
Italy	3,37%
Ukraine	3,11%
Czech Republic	2,59%
Armenia	1,81%



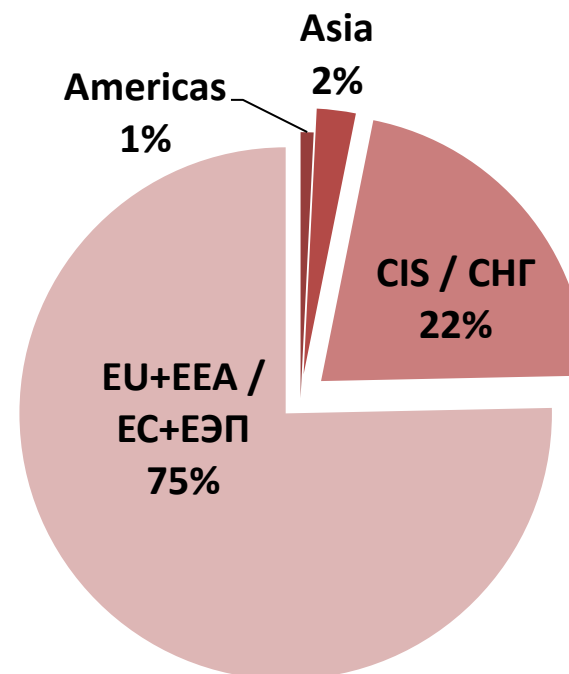
Опыт обучения /  
стажировки за  
рубежом

## Структура (география) Structure (Geography)

Study-related  
experience  
abroad



HARMONY project survey on Internationalization 2017



Опыт обучения /  
стажировки за  
рубежом

## Структура (география) Structure (Geography)

Study-related  
experience  
abroad

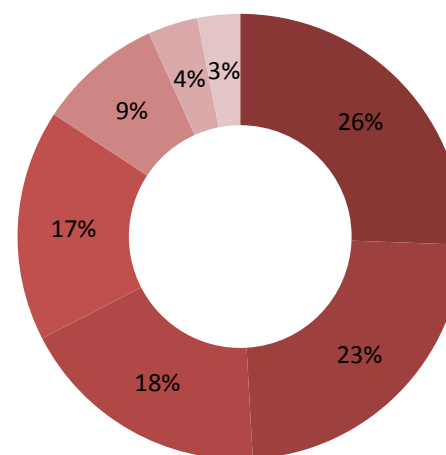
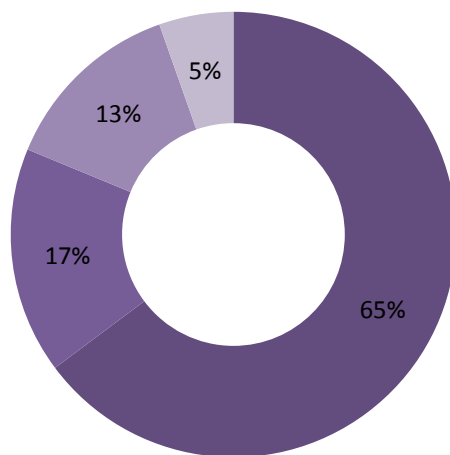
	CIS / СНГ	EU+EEA / ЕС+ЕЭП
Central region	26,04%	73,96%
Eastern Region	26,67%	73,33%
Western region	16,33%	83,67%

Опыт обучения /  
стажировки за  
рубежом

## Типология / Typology

Study-related  
experience  
abroad

- less than 1 month
- 1 – 3 months
- 3 – 6 months
- more than 6 months

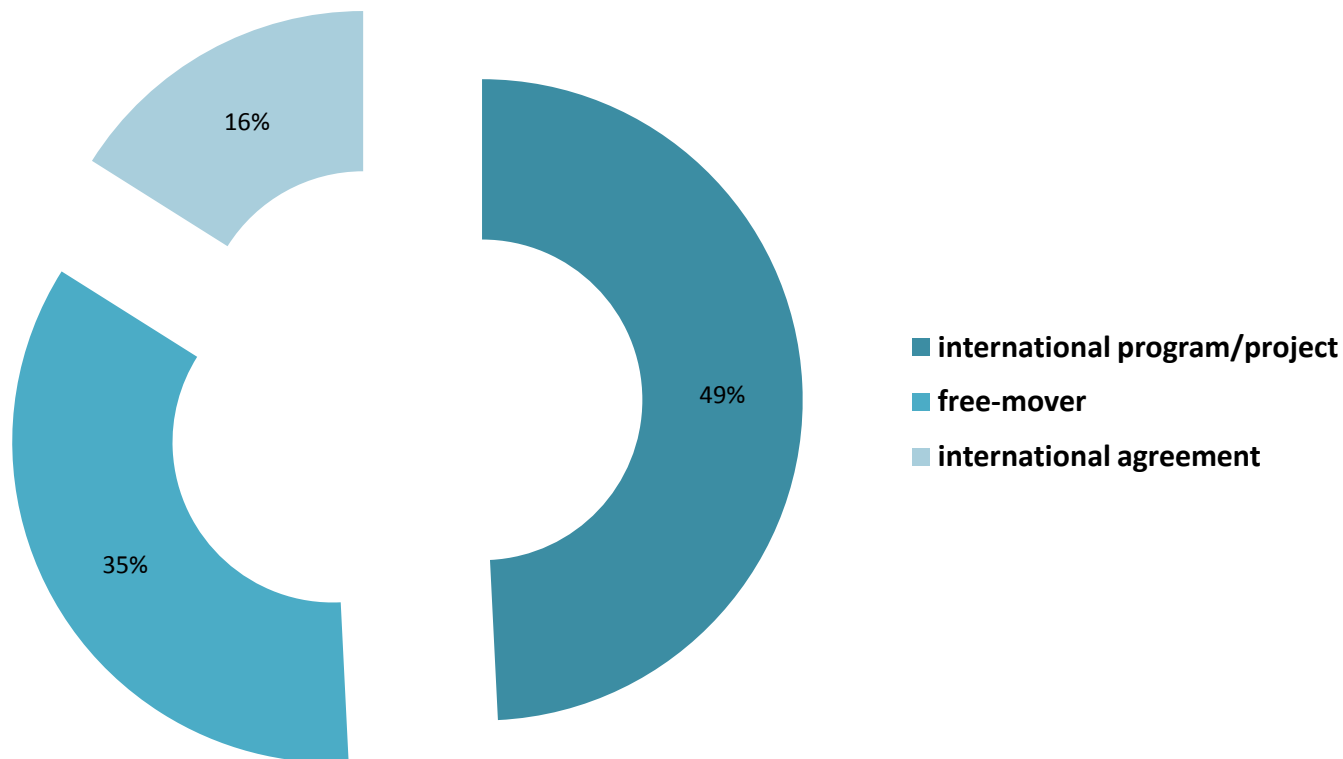


- Conference, seminar
- Internship/practical placement
- Short term training events
- Regular Studies
- Language courses
- Research

Опыт обучения /  
стажировки за  
рубежом

## Типология / Typology

Study-related  
experience  
abroad





Стимулирование развития компетенций  
в белорусском высшем образовании



Co-funded by the  
Erasmus+ Programme  
of the European Union

**Благодарю за внимание!**

**Thank you!**